

1204 June Ave  
Saint Louis MO 63138

This report provides an in-depth comparison of and other properties in the area. This report gives you valuable insight for discerning investment property analysis.

### RENT ESTIMATE

**\$ 820**

### CONFIDENCE SCORE

**98 %**

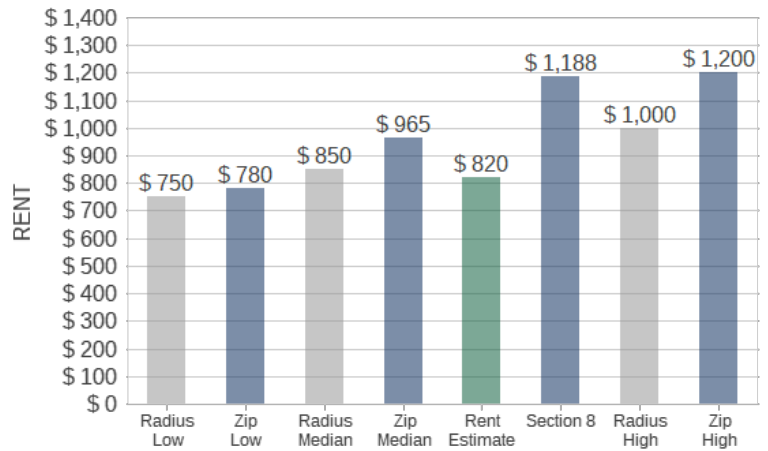
### EST PROPERTY VACANCY RATE

**5.3 %**

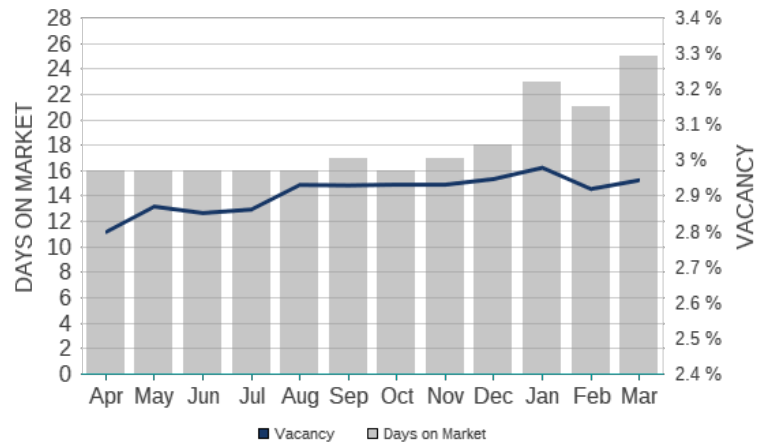
SUBJECT PROPERTY DETAILS		<b>TYPE</b> SINGLE-FAMILY
		<b>YEAR BUILT</b> 1958
		<b>SQ/FT</b> 936
		<b>SQ/FT LOT</b> 5,001
		<b>BEDS</b> 3
		<b>BATHS</b> 1.0
		<b>RADIUS SEARCHED</b> 0.5 mi.
	<b># OF COMPS</b> 115	
	<b>GLA SQ/FT VS COMPS</b> LARGER THAN 9 %	

Report Date: 04/11/2017 Versions: R24.A3

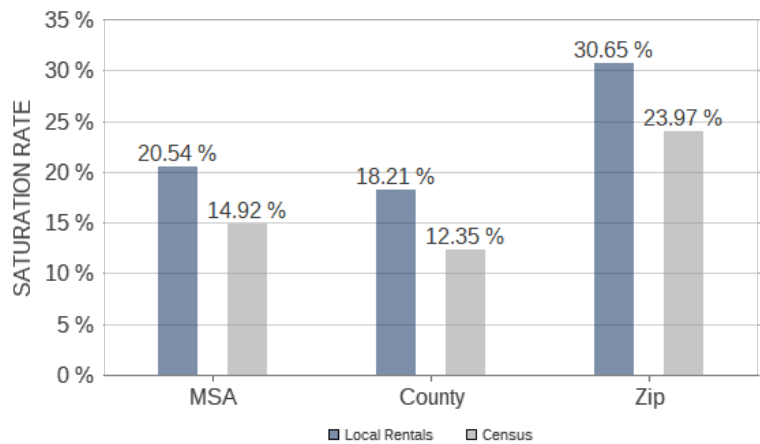
### RENTAL BENCHMARKS



### DAYS ON MARKET VS VACANCY IN COUNTY









### RENTAL SATURATION BENCHMARKS

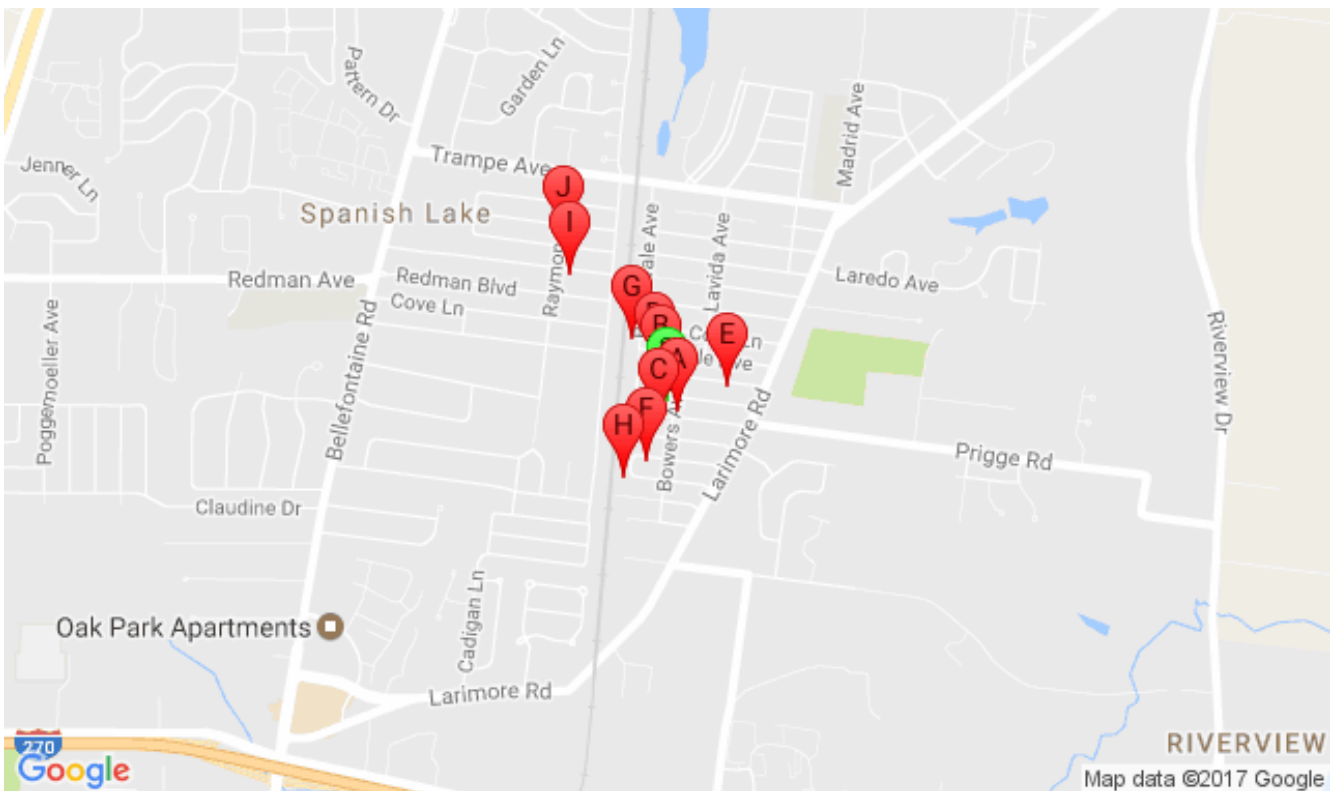


Estimates are based upon the subject property being in average condition and with average amenities. Property condition, amenities/upgrades/incentives & furnishings offered, preparation/cleaning time between tenants, marketing channels used to find tenants, and time of year for lease all play significant factors in the vacancy term. We provide rental data (including rental estimates) to you for your information purposes only. Such rental data is based on limited data sets that may change at any time in our sole discretion. We do not have any obligation to keep the rental data up to date, nor do we make any representation or warranty of any kind, express or implied, as to the completeness, accuracy, reliability, suitability or availability of such rental data or the underlying data sets. The rental data is not intended to constitute, and in fact does not constitute, financial, investment, tax or legal advice. Any reliance on or other use of such rental data by you is at your sole risk. Any unauthorized use, duplication, redistribution or disclosure is prohibited by law.

## COMPARABLE FOR-RENT PROPERTIES

1204 June Ave  
Saint Louis MO 63138

	 SQ/FT	 Bed	 Bath	 Dist	 Type	 Rent
A: 1163 Prigge Ave Saint Louis MO 63138	864	3	1.0	0.03 mi.	SINGLE	\$ 810
B: 1214 Walker Ave Saint Louis MO 63138	936	3	1.0	0.05 mi.	SINGLE	\$ 825
C: 1208 Prigge Ave Saint Louis MO 63138	894	3	2.0	0.05 mi.	SINGLE	\$ 795
D: 1223 Walker Ave St. Louis MO 63138	936	3	1.0	0.08 mi.	SINGLE	\$ 840
E: 1132 Walker Ave Saint Louis MO 63138	864	3	1.0	0.14 mi.	SINGLE	\$ 825
F: 1216 CONGRESS AVE Saint Louis MO 63138	864	3	1.0	0.14 mi.	SINGLE	\$ 800
G: 11805 Bridgevale Ave St. Louis MO 63138	1,000	3	2.0	0.16 mi.	SINGLE	\$ 825
H: 1236 Baron Ave Saint Louis MO 63138	864	3	1.0	0.20 mi.	SINGLE	\$ 825
I: 1388 Farmview Ave Saint Louis MO 63138	925	3	1.0	0.36 mi.	SINGLE	\$ 825
J: 11900 Raymond Ave St. Louis MO 63138	912	3	1.0	0.43 mi.	SINGLE	\$ 825



Estimates are based upon the subject property being in average condition and with average amenities. Property condition, amenities/upgrades/incentives & furnishings offered, preparation/cleaning time between tenants, marketing channels used to find tenants, and time of year for lease all play significant factors in the vacancy term. We provide rental data (including rental estimates) to you for your information purposes only. Such rental data is based on limited data sets that may change at any time in our sole discretion. We do not have any obligation to keep the rental data up to date, nor do we make any representation or warranty of any kind, express or implied, as to the completeness, accuracy, reliability, suitability or availability of such rental data or the underlying data sets. The rental data is not intended to constitute, and in fact does not constitute, financial, investment, tax or legal advice. Any reliance on or other use of such rental data by you is at your sole risk. Any unauthorized use, duplication, redistribution or disclosure is prohibited by law.

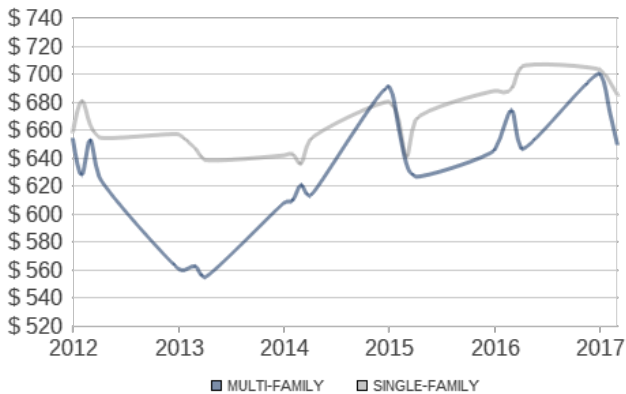


## RENTAL ANALYSIS

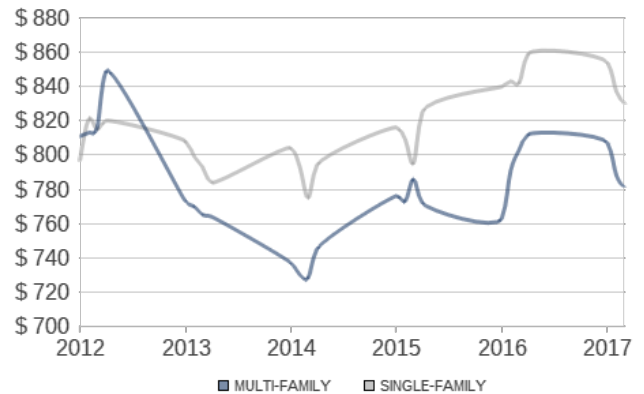
### COUNTY RENT TRENDS BY BEDROOM & TYPE

1204 June Ave  
Saint Louis MO 63138

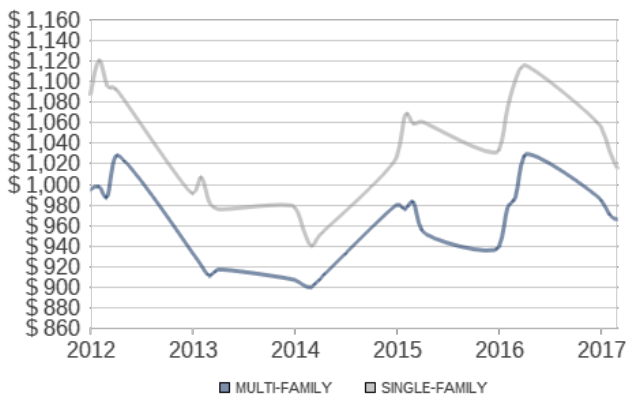
1BD RENTAL TRENDS IN COUNTY



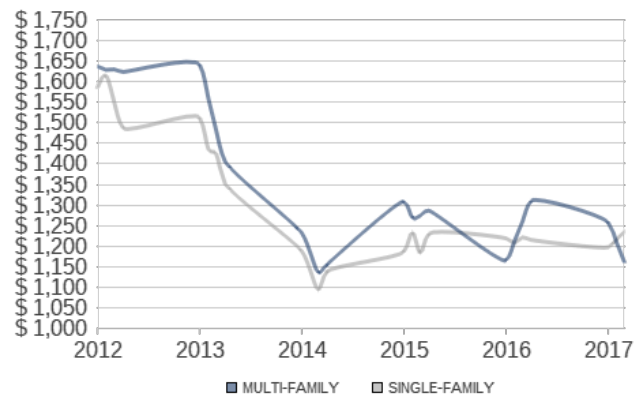
2BD RENTAL TRENDS IN COUNTY



3BD RENTAL TRENDS IN COUNTY



4BD RENTAL TRENDS IN COUNTY



### MEDIAN HOUSING RENTAL RATES IN SAINT LOUIS, MO

TYPE	MEDIAN RENT	SECTION 8	AVG SQFT	\$/SQFT
1BD SINGLE-FAMILY in Saint Louis	\$ 656	\$ 690	874	\$ 0.75
1BD MULTI-FAMILY in Saint Louis	\$ 670	\$ 690	748	\$ 0.90
2BD SINGLE-FAMILY in Saint Louis	\$ 780	\$ 896	982	\$ 0.79
2BD MULTI-FAMILY in Saint Louis	\$ 806	\$ 896	1,007	\$ 0.80
3BD SINGLE-FAMILY in Saint Louis	\$ 916	\$ 1,188	1,133	\$ 0.81
3BD MULTI-FAMILY in Saint Louis	\$ 937	\$ 1,188	1,320	\$ 0.71
4BD SINGLE-FAMILY in Saint Louis	\$ 1,025	\$ 1,385	1,549	\$ 0.66
4BD MULTI-FAMILY in Saint Louis	\$ 1,023	\$ 1,385	1,639	\$ 0.62

Estimates are based upon the subject property being in average condition and with average amenities. Property condition, amenities/upgrades/incentives & furnishings offered, preparation/cleaning time between tenants, marketing channels used to find tenants, and time of year for lease all play significant factors in the vacancy term. We provide rental data (including rental estimates) to you for your information purposes only. Such rental data is based on limited data sets that may change at any time in our sole discretion. We do not have any obligation to keep the rental data up to date, nor do we make any representation or warranty of any kind, express or implied, as to the completeness, accuracy, reliability, suitability or availability of such rental data or the underlying data sets. The rental data is not intended to constitute, and in fact does not constitute, financial, investment, tax or legal advice. Any reliance on or other use of such rental data by you is at your sole risk. Any unauthorized use, duplication, redistribution or disclosure is prohibited by law.



AREA GROSS YIELD & RENTAL TRENDS

1204 June Ave  
Saint Louis MO 63138

GROSS YIELD PERCENTAGES OF 10 NEAREST ZIP CODES

ZIP CODES	GROSS YIELD %	MEDIAN RENT
63138	25.97 %	\$ 965
63137	23.43 %	\$ 885
63386	15.17 %	\$ 906
62048	16.94 %	\$ 773
63033	16.45 %	\$ 1,119
62040	15.29 %	\$ 914
63136	22.45 %	\$ 896
62024	13.66 %	\$ 878
63034	12.55 %	\$ 1,349
62095	13.76 %	\$ 973

RENTAL TREND SUMMARY

TYPE	1 MONTH CHANGE	3 MONTH CHANGE	12 MONTH CHANGE
Zip Code 63138	\$1 ↑	\$9 ↑	\$64 ↑
City of Saint Louis	-\$3 ↓	\$8 ↑	-\$1 ↓
County of Saint Louis	-\$4 ↓	\$8 ↑	-\$22 ↓
State of Missouri	\$1 ↑	\$6 ↑	\$12 ↑

Data Sources

Rental comparables are collected from a national network of strategic resources that include but are not limited to: rental data aggregators, residential property managers, real estate investment enterprises, real estate technology providers and MLSs. We do not deploy screen-scrapers or bots to acquire protected or copyrighted data from the web. Our information is acquired in accordance with the resources terms of use and/or through licensed data-usage agreements.

Estimates are based upon the subject property being in average condition and with average amenities. Property condition, amenities/upgrades/incentives & furnishings offered, preparation/cleaning time between tenants, marketing channels used to find tenants, and time of year for lease all play significant factors in the vacancy term. We provide rental data (including rental estimates) to you for your information purposes only. Such rental data is based on limited data sets that may change at any time in our sole discretion. We do not have any obligation to keep the rental data up to date, nor do we make any representation or warranty of any kind, express or implied, as to the completeness, accuracy, reliability, suitability or availability of such rental data or the underlying data sets. The rental data is not intended to constitute, and in fact does not constitute, financial, investment, tax or legal advice. Any reliance on or other use of such rental data by you is at your sole risk. Any unauthorized use, duplication, redistribution or disclosure is prohibited by law.

**DATA DICTIONARY**

1204 June Ave  
Saint Louis MO 63138

<b>CENSUS COUNTY SATURATION</b>	Estimated percentage of renter-occupied units versus owner-occupied units as reported by U.S. Census / American Community Survey within the geography searched. Census estimates rental saturation for 1-4 unit properties and rental saturation for 5+ unit properties. The most recent Census data is from at least 21 months ago.
<b>CENSUS COUNTY VACANCY</b>	Estimated vacancy rate as reported by U.S. Census / American Community Survey within the geography searched. The Census vacancy is a blended average of all property types (1-5+ units). The most recent Census data is from at least 21 months ago.
<b>CONFIDENCE SCORE</b>	Predictor of the accuracy of the final Rent Estimate based on numerous factors, including location of the subject, its physical characteristics, neighborhood characteristics, market conditions, and the similarity of the comparable properties to the subject property.
<b>CUSTOM COUNTY SATURATION</b>	Estimated percentage of renter-occupied units versus owner-occupied units within the geography searched. We estimate rental saturation for single-family detached properties only.
<b>CUSTOM COUNTY VACANCY</b>	Estimated vacancy rate uses both public and proprietary information within the geography searched. Custom vacancy is for either single-family detached or multi-family depending on the report type.
<b>DAYS ON MARKET</b>	Days on market measures the average number of days the property has been listed for rent in that geography.
<b>DAYS ON MARKET VS. VACANCY CHART IN COUNTY</b>	Left Y axis shows days on market represented by bars, the right Y axis and curve line represent vacancy rate in the given county.
<b>ESTIMATED PROPERTY VACANCY</b>	The Estimated Property Vacancy is built from our proprietary aggregated analysis of geographic and property specific trends in each subject property's local area.
<b>GROSS LIVING AREA (GLA)</b>	Gross Living Area (GLA) is the total area of finished, above-grade residential space. It is calculated by measuring the outside perimeter of the structure and includes only finished, habitable, above-grade living space. Finished basements and unfinished attic areas are not included in total gross living area.
<b>GROSS YIELD</b>	Gross yield is calculated by dividing the total annual projected gross income by the total property price. $\text{Gross yield} = \text{gross income} / \text{total property price}$ .
<b>GROSS YIELD BY COUNTY MAP</b>	Heat map detailing average gross yield for each zip code in the subject property's county.

Estimates are based upon the subject property being in average condition and with average amenities. Property condition, amenities/upgrades/incentives & furnishings offered, preparation/cleaning time between tenants, marketing channels used to find tenants, and time of year for lease all play significant factors in the vacancy term. We provide rental data (including rental estimates) to you for your information purposes only. Such rental data is based on limited data sets that may change at any time in our sole discretion. We do not have any obligation to keep the rental data up to date, nor do we make any representation or warranty of any kind, express or implied, as to the completeness, accuracy, reliability, suitability or availability of such rental data or the underlying data sets. The rental data is not intended to constitute, and in fact does not constitute, financial, investment, tax or legal advice. Any reliance on or other use of such rental data by you is at your sole risk. Any unauthorized use, duplication, redistribution or disclosure is prohibited by law.

**DATA DICTIONARY**

1204 June Ave  
Saint Louis MO 63138

<b>HIGH/LOW RADIUS RENT</b>	Rent amount for the top and bottom tenth percentiles in the radius searched for either the single-family detached or multi-family properties.
<b>MEDIAN RADIUS RENT</b>	Median rent amount for all matching comparable rentals within the radius searched.
<b>METROPOLITAN STATISTICAL AREA (MSA)</b>	Metropolitan statistical areas are geographic entities delineated by the Office of Management and Budget (OMB) for use by Federal statistical agencies in collecting, tabulating, and publishing Federal statistics. A metro area contains a core urban area of 50,000 or more population. Each metro area consists of one or more counties and includes the counties containing the core urban area, as well as any adjacent counties that have a high degree of social and economic integration (as measured by commuting to work) with the urban core. Source: <a href="http://www.census.gov/population/metro/">http://www.census.gov/population/metro/</a>
<b>MULTI-FAMILY UNIT</b>	Includes apartments, duplexes, triplexes, and quadruplexes.
<b>PRICE &amp; RENT TREND IN COUNTY CHART</b>	The left Y axis represents average asking home price in the county, the right Y axis represents asking rent amount, and the X axis details the year for the subject property type and number of bedrooms.
<b>PROPERTY TYPE</b>	If not specified, rental rates for single-family detached homes will be returned.
<b>RADIUS SEARCHED</b>	The distance in 0.5 mile increments of the search radius to return a statistically significant number of comparable rental properties.
<b>RENTAL ESTIMATE</b>	The Rent Estimate assumes that the property is in average condition compared to the condition of the properties in the radius searched.
<b>SECTION 8</b>	County-level Section 8 rental amount for the number of bedrooms, provided by Housing & Urban Development (HUD).
<b>SINGLE-FAMILY ATTACHED (SFRA)</b>	Includes condominiums, townhomes, duplexes, triplexes, and quadruplexes.
<b>SINGLE-FAMILY DETACHED (SFRD)</b>	Stand alone single-family home.

Estimates are based upon the subject property being in average condition and with average amenities. Property condition, amenities/upgrades/incentives & furnishings offered, preparation/cleaning time between tenants, marketing channels used to find tenants, and time of year for lease all play significant factors in the vacancy term. We provide rental data (including rental estimates) to you for your information purposes only. Such rental data is based on limited data sets that may change at any time in our sole discretion. We do not have any obligation to keep the rental data up to date, nor do we make any representation or warranty of any kind, express or implied, as to the completeness, accuracy, reliability, suitability or availability of such rental data or the underlying data sets. The rental data is not intended to constitute, and in fact does not constitute, financial, investment, tax or legal advice. Any reliance on or other use of such rental data by you is at your sole risk. Any unauthorized use, duplication, redistribution or disclosure is prohibited by law.